

# REVENUE

JUL/AUG 2022

IRS, BANKING & FINANCE, TECH, REAL ESTATE, AGRIBUSINESS

## INSIDE

An Association of  
Tech Journalists  
Debuts

Koos Bekker:  
Tech Leaders  
in Africa

Zonal Ranking of  
the 37 Subnationals  
in IGR

THE TECH SPACE  
IN AFRICA

PANTAMI  
AND THE OTHER LEADERS



## **Celebrating Excellence, Leadership, Achievement and Good Governance**

Established in July 2020, REVENUE magazine typically recognizes, honours and celebrates excellence, leadership, achievement and good governance in both the public and private sectors of the Nigerian economy, the most populous country in EMEA (Europe, Middle East and Africa). A publication of Alford Conferences Limited, it is the official magazine of Nigerian States IGR Awards, EMEA Banking Awards, World Digital Exhibition (Worldex), Alford Property Forum, Nigeria Micro Pension Summit, Nigeria Ireland Digital Show, Africa Venture Capital Awards, Nigeria 2050 Briefing, Nigeria Food Surplus Summit, Municipal Digital Solutions Summit, Nigeria Export 100 Awards, and STEM Nigeria Summit.



[www.alfordevents.com/Magazine](http://www.alfordevents.com/Magazine)



## Talk to a specialist about your event, today

Alford Conferences Limited also create customized events designs and organizes award for discerning clients. And we programs, business offer event publicity, conferences, training, and specialized publishing, trade fairs. One of our flagship sponsorship marketing, host events is the annual World city promotion, and other Digital Exhibition (Worldex), a event support services to technology trade fair that links clients in Nigeria and abroad. Africa with the rest of the global Contact us today about your technology community. We event.

**WE WILL HELP YOU**




Alford Conferences Limited  
WhatsApp/SMS/Call: +234 803 063 5853, +234 208 338 1699  
www.alfordevents.com [✉ sales@alfordevents.com](mailto:sales@alfordevents.com) [f Alford Events](https://www.facebook.com/AlfordEvents) [t @AlfordEvents](https://www.twitter.com/AlfordEvents)



# JUL/AUG 2022



You are free to reproduce this magazine, in whole or in part, but please contact us for the current pricing for this.



07

An Association of  
Tech Journalists  
Debuts

20

Koos Bekker:  
Tech Leaders in Africa

18-19

The Best Performing  
Nigeria States in IGR  
in 2011-2020

PHOTO

MR RICHARD NWORA MADIEBO  
Chairman/CEO, Anambra State  
Internal Revenue Service

Publishing  
**Mr. Frederick Apeji**

Production

Web: **Engr. Abel Obakpolor**+234 817 609 3825  
Social Media: **Ms. Linda Idakwo** +234 703 183 5288  
Photo (Lagos): **Mr. Olayinka Lampejo**+234 803 722 0872  
Photo (Abuja): **Mr. Arome Aminu**+234 806 581 6676  
Graphics: **Mr. Louis Erieme**+234 818 258 1656  
Graphics: **Mr. Ibrahim Umar** +234 814 243 6653  
Printing: **Mr. Abdullahi Abdurrahim**+234 706 559 3289

Project Advisory Board (PAB)

**Hajiya Fadila Sani Dalhatu (Chairperson)**  
**Ms. Juliet Dangiwa Kyom (Deputy)**  
**Mr. John Ayodele (Member)**  
**Mrs. Beatrice Omo-Ikirodah (Member)**  
**Mr. Oluwakemi Ajisebutu (Member)**  
**Mr. Henry Elaye Motutu (Member)**  
**Mr. Frederick Apeji (Secretary)**

*REVENUE is the official magazine of the annual Nigerian States IGR Awards, designed to spur greater competition among the internal revenue service (IRS) of the 36 states and FCT. It is also the promoter of other events and activities on banking, venture capital, tech, real estate, and agribusiness.*

**Alford Conferences Limited**

Suite 104, 1<sup>st</sup> Floor, NCWS Building  
Plot 559C, Ayangba Street  
By FCDA, Area 11, Garki District  
Abuja, FCT, Nigeria

**Benin City**

Suite 28, Amenze Shopping Complex  
No. 89, Akpakpava Road  
Benin City, Edo State, Nigeria

**Igarra**

Chief Samuel Apeji House  
Momodu Ajayi Road  
Igarra, Akoko-Edo LGA  
Edo State, Nigeria

sales@alfordevents.com  
+234 803 063 5853, +234 208 338 1699  
www.alfordevents.com/Magazine

REVENUE. 05 | Jul/Aug 2022



# AFRICA's GLOBAL TECH SHOW

Owned by Alford Conferences Limited, and organized in collaboration with a network of African companies and partners, the annual **World Digital Exhibition (Worldex)** is a global technology trade fair that links Africa with the rest of the global technology community.

**Abuja** | NIGERIA

February 7-10, 2024

[www.worldex.com.ng/Magazine](http://www.worldex.com.ng/Magazine)



[www.alfordevents.com/Magazine](http://www.alfordevents.com/Magazine)

# **WORLDDEX**

## **TECH LEADERSHIP**

### **AWARDS 2023**

Ahead of the inaugural Worldex in February 2024, *Worldex Tech Leadership Awards* will be presented to deserving winners across the world in the public, private and educational sectors during a global roadshow. A sideshow titled *International Kente Fabric Day* is held alongside this annual tech awards program. In 2023, the parallel events will be held in the following 15 cities.

#### **Abuja**

Nigeria  
FEBRUARY 9, 2023

#### **Accra**

Ghana  
MARCH 2023

#### **Porto Novo**

Benin Republic  
APRIL 2023

#### **Lome**

Togo  
APRIL 2023

#### **Niamey**

Niger Republic  
MAY 2023

#### **Ouagadougou**

Burkina Faso  
JUNE 2023

#### **Abidjan**

Cote d'Ivoire  
JUNE 2023

#### **Freetown**

Sierra Leone  
JULY 2023

#### **Monrovia**

Liberia  
JULY 2023

#### **Conakry**

Guinea  
JULY 2023

#### **Bissau**

Guinea Bissau  
JULY 2023

#### **Bamako**

Mali  
AUGUST 2023

#### **Banjul**

Gambia  
AUGUST 2023

#### **Dakar**

Senegal  
AUGUST 2023

#### **Praia**

Cape Verde  
SEPTEMBER 2023



**GURRENDI  
WEBSITES**

A DIVISION OF  
Alford Conferences Limited

**We build websites for  
discerning clients in Nigeria  
and throughout Africa**

---

GOVERNMENTS | SCHOOLS | HOSPITALS | HOTELS | BUSINESSES

---



**Gurrendi Websites**

Suite 104, 1st Floor, NCWS Building  
Plot 559C, Ayangba Street  
By FCDA, Area 11 Garki District  
Abuja, FCT, Nigeria

+234 803 063 5853  
+234 817 609 3825  
sales@alfordevents.com  
www.gurrendiwebsites.com



## Global Tech Media Association (GTMA) debuts, ahead of the inaugural World Digital Exhibition (Worldex)



Ahead of the inaugural World Digital Exhibition (Worldex), slated for February 7-10, 2024 in Abuja, Nigeria, Alford Conferences Limited has conceived a new tech industry association called Global Tech Media Association (GTMA). As the organizer of the annual World Digital Exhibition (Worldex), we have taken up the responsibility to establish GTMA, and we look forwards to officially announcing it in November 2022.

In due course, a GTMA global president will be appointed to serve for on an interim period of two years from November 1, 2022-October 31, 2024. A chairperson will be appointed for each of the 15 Alford Global Regions (AGRs) of the world: Africa (Central Africa, East Africa, North Africa, Southern Africa and West Africa); Asia (East Asia, Middle East, Oceania, South Asia and South East Asia); Americas (Central America and Caribbean, North America and South America); and Europe (Eastern Europe and Western Europe). And a country director will be similarly appointed for as many countries as feasible. At present, no such association exists for the increasingly very influential community of tech journalists and media professionals in the world.

The establishment of GTMA is in recognition of

the critical role of global tech journalists in advancing the frontiers of the digital world in which we live today. The global body also recognizes how various digital technologies have increasingly broken down the walls of continents, countries, races and tribes today. With media platforms like Facebook, YouTube, Twitter, Instagram, LinkedIn, and WhatsApp, etc, information is now available real-time to all humanity at the same time.

The proposed GTMA Secretariat is expected to be managed on behalf of the association for an interim period of two years from November 1, 2022-October 31, 2024. The association is expected to hold its annual convention to coincide with the annual Worldex, starting from February 2024.

Worldex is an annual technology trade fair that seeks to connect Africa with the rest of the global tech community. Every year, ahead of the main event, we host the Worldex Tech Leadership Awards in each of the 15 regions of the world listed above. Our goal is to engage the most successful and most influential among the who-is-who driving innovation and development in the global tech space. **R**

 @AlfordEvents  Alford Events



PHOTORAMA



The Authority of Heads of State and Government of the Economic Community of West African States (ECOWAS) convened an Extraordinary Summit in Accra, Ghana, on June 3, 2022, under the chairmanship of H.E. Nana Addo Dankwa Akufo-Addo, President of the Republic of Ghana and Chair of the ECOWAS Authority. The summit was convened to review the recent political developments in Mali, Guinea and Burkina Faso, since the last Extraordinary Summit held on March 25, in Accra. The Vice-President of Nigeria, Prof. Yemi Osinbajo, represented President Muhammadu Buhari at the event.<sup>R</sup>

Photo Credit: Facebook/Professor Yemi Osinbajo





Abuja, Nigeria, is the host city of the annual World Digital Exhibition (Worldex). H.E. Gen. Muhammadu Buhari (Rtd) President of Nigeria (Left) and Prof. Isa Ali Ibrahim (Pantami), the country's Minister of Communications and Digital Economy

## Pantami, Danbatta, Others Make "Worldex Top 10 Tech Leaders" List for Nigeria in 2022

Minister of Communications and Digital Economy and Chairman of the recently concluded World Summit on the Information Society (WSIS) 2022, Prof. Isa Ali Ibrahim (Pantami), Executive Vice Chairman of Nigerian Communications Commission (NCC), Prof. Umar Garba Danbatta, Chairman of Zinox Technologies Limited, Mr. Leo Stan Ekeh, and CEO of MTN Nigeria Communications Plc, Mr. Karl Toriola, have been named, among six others, as the "Worldex Top 10 Tech Leaders" for Nigeria in 2022.

The annual "Worldex Africa Tech Leaders" List recognizes and honours the most influential men and women, in both the public and private sectors, who drive the growth of the ICT industry throughout Africa. Worldex (World Digital Exhibition) is a technology trade fair that seeks to

link up Africa with the rest of the global technology community. The inaugural edition of the event is expected to be held in Abuja, Nigeria, February 8-11, 2024 (about 15 months away).

The other six on the Worldex Top 10 List for Nigeria in 2022 are Director General of National Information Technology Development Agency (NITDA), Mr. Kashifu Inuwa Abdullahi, Director General of National Identity Management Commission (NIMC), Engr. Aliyu Abubakar Aziz, Founder/CEO of Interswitch Group, Mr. Mitchell Elegbe, CEO of SystemSpecs Nigeria Limited, Mr. John Obaro, Founder/CEO of Future Africa, Mr. Iyinoluwa Aboyeji, and CEO of Flutterwave Limited, Mr. Olugbenga Agboola.

The Worldex List was first published in June/July 2020, featuring

successful and influential tech leaders in eight countries: Nigeria, South Africa, Kenya, Ghana, Tanzania, Rwanda, Malawi and Botswana. In 2021, the list, usually compiled by the Media Team of Alford Conferences Limited in collaboration with tech journalists across Africa, was published for Nigeria, South Africa, and Kenya, with an accompanying press statement.

For 2022 we extended the list to cover 12 African countries: Nigeria, Ghana, Tanzania, Kenya, Uganda, Rwanda, South Africa, Malawi, Zimbabwe, Zambia, Botswana, and Namibia. In the following pages you will find these 120 business leaders and government officials who are daily transforming the tech space in Africa. In the coming years, we shall extend this list ultimately to the 40 leading African countries. [R](#)



H.E. Mr. Mokgweetsi Masisi  
President of Botswana



H.E. Mr. Nana Addo Dankwa Akufo-Addo  
President of Ghana



H.E. Mr. Uhuru Muigai Kenyatta  
President of Kenya



Mr. Thulaganyo Merafe Segokgo  
Minister of Transport and Communications



Mrs. Ursula Owusu-Ekuful  
Minister of Communication and Digitalization



Hon. Joe Mucheru, Cabinet Secretary  
Ministry of ICT, Innovation and Youth Affairs

**BOTSWANA**

1. Mr. Thulaganyo Merafe Segokgo  
Minister of Transport and Communications
2. Mr. Martin Mokgware  
Director General/CEO, Botswana Communications Regulatory Authority (BOCRA)
3. Mr. Anthony Masunga  
CEO, Botswana Telecommunications Corporation (BTC)
4. Mr. Mabua Lesego Mabua  
CEO, Botswana Fibre Networks Limited (BoFiNet)
5. Ms. Dzene Makhwade Seboni  
CEO, Mascom Wireless
6. Ms. Nene Satourou Maiga  
CEO, Orange Botswana
7. Mr. Tshepo Tsheko, CEO  
Botswana Innovation Hub (BIH)
8. Mr. Vish Sethi  
CEO, IT-IQ Botswana Limited
9. Mr. Ogone Mothoogae  
CEO, Stencil Technologies Limited
10. Mr. Anderson Joel Kgomotso  
CEO, ICL Botswana

**GHANA**

1. His Excellency Mahamudu Bawumia  
Vice President, Republic of Ghana
2. Mrs. Ursula Owusu-Ekuful  
Minister of Communication and Digitalization
3. Mr. Joe Anokye  
Director General, National Communications Authority (NCA)
4. Rev. Dr. Amishadai Owusu-Ansah  
Commissioner General  
Ghana Revenue Authority
5. Mr. Alex Bram  
CEO, Hubtel
6. Mr. Andrew Takyi-Appiah  
CEO, Zeepay Limited
7. Mr. Romeo Kwame Bugyei  
CEO, IT Consortium
8. Prof. Nii Narku Quaynor  
Chairman, Ghana Dot Com
9. Mr. Selorm Adadevoh  
CEO, MTN Ghana
10. Mrs. Patricia Obo-Nai  
CEO of Vodafone Ghana

**KENYA**

1. Hon. Joe Mucheru  
Cabinet Secretary, Ministry of ICT, Innovation and Youth Affairs
2. Mr. Ezra Chiloba  
Director General, Communications Authority of Kenya
3. Dr. Kipronoh Ronoh Paul  
CEO, ICT Authority Kenya
4. Mr. Michael Joseph  
Chairman, Safaricom Plc
5. Mr. Peter Ndegwa  
CEO, Safaricom Plc
6. Mr. Peter Njonjo  
CEO, Twiga Foods
7. Mrs. Agnes Gathaiya  
Country Director, Google East Africa
8. Mr. Jonathan Somen  
Founder/Managing Director  
Eldama Technologies Limited
9. Mrs. Catherine Muraga  
Managing Director, Microsoft African Development Centre (ADC)
10. Ms. Karimi Ithau  
Managing Director  
Kenswitch Limited





H.E. Dr. Lazarus McCarthy Chakwera  
President of Malawi



H.E. Mr. H.E. Hage Geingob  
President of Namibia



H.E. Gen. Muhammadu Buhari (Rtd)  
President of Nigeria



Hon. Gospel Kazako  
Minister of Information and Digitization



Dr. Samuel Abraham Peyavali "Peya"  
Mushelenga, Minister of ICT



Prof. Isa Ali Ibrahim (Pantami), Minister  
of Communications and Digital Economy

**MALAWI**

1. Hon. Gospel Kazako  
Minister of Information and Digitization
2. Mr. Daud Suleman  
Director General, Malawi Communications Regulatory Authority (MACRA)
3. Mr. Charles Kamoto  
Managing Director, Airtel Malawi Plc
4. Mr. Arnold Mbwana  
CEO, Telekom Networks Malawi Plc
5. Mr. Edwin Saidi  
Managing Director, Idias Corporation Limited
6. Mr. Bram Fudzulani  
President, ICT Association of Malawi & National Chairman, Malawi Internet Governance Forum
7. Mr. Clarence Gama  
CEO, NICO Technologies Limited
8. Dr. Rachel Sibande  
Founder and Director of mHub
9. Mr. James Chimwaza  
CEO, BCS Malawi Limited
10. Mr. Moses Nthakomwa  
CEO, DataCom Limited

**NAMIBIA**

1. Dr. Samuel Abraham Peyavali "Peya"  
Mushelenga, Minister of ICT
2. Mrs. Emilia Nghikembua  
CEO, Communications Regulatory Authority of Namibia (CRAN)
3. Mr. Licky Richard Erastus  
MD, MTC Namibia
4. Dr. Stanley Shanapinda  
CEO, Telecom Namibia
5. Mr. Barney Harmse  
Group CEO, Paratus Group Holdings Limited
6. Mr. Victor Nzaramba  
CEO, Gadgets Namibia Solutions Limited
7. Prof. Anicia Peters  
Deputy Vice Chancellor, Research and Innovation, University of Namibia
8. Prof. Heike Winschiers-Theophilus  
CEO, ICTech Hub Namibia & CEO, Insite Towers Limited
9. Mr. Carthbert Mufahore  
CEO, Connect Technologies Limited
10. Mr. David Akinin  
CEO, Jabu Logistics Limited

**NIGERIA**

1. Prof. Isa Ali Ibrahim (Pantami)  
Minister of Communications and Digital Economy
2. Prof. Umar Garba Danbatta  
Executive Vice Chairman of Nigerian Communications Commission
3. Mr. Kashifu Inuwa Abdullahi  
Director General of National Information Technology Development Agency (NITDA)
4. Engr. Aliyu Abubakar Aziz  
Director General of National Identity Management Commission (NIMC)
5. Mr. Karl Toriola  
CEO of MTN Nigeria Communications Plc
6. Mr. Leo Stan Ekeh  
Chairman of Zinox Technologies Limited
7. Mr. Mitchell Elegbe  
Founder/CEO of Interswitch Group
8. Mr. Iyinoluwa Aboyeji  
Founder/CEO of Future Africa
9. Mr. Olugbenga Agboola  
CEO of Flutterwave Limited
10. Mr. John Obaro  
CEO of SystemSpecs Nigeria Limited



H.E. Mr. Paul Kagame  
President of Rwanda



H.E. Mr. Cyril Ramaphosa  
President of South Africa



H.E. Mrs. Samia Suluhu Hassan  
President of Tanzania



Mrs. Paula Ingabire  
Minister of ICT and Innovation



Ms. Khumbudzo Phophi Ntshavheni, Minister  
of Communications and Digital Technology



Mr. Nape Moses Nnauye, Minister of  
Information and Communications Technology

**RWANDA**

1. Mrs. Paula Ingabire  
Minister of ICT and Innovation
2. Engr. Deo Muvunyi  
Director General, Rwanda Utilities  
Regulatory Authority (RURA)
3. Ms. Faith Keza  
CEO, Rwanda Online Platform  
Limited (Irembo)
4. Ms. Grace Ingabire  
CEO, Rwanda Internet Community  
and Technology Alliance (RICTA)
5. Mr. Innocent Bagamba Muhizi  
CEO, Rwanda Information Society  
Authority (RISA)
6. Ms. Mapula Bodibe  
CEO, MTN Rwanda
7. Mr. Emmanuel Hamez  
CEO, Airtel Rwanda
8. Mr. Ashish Thakkar  
Group Founder/CEO, Mara Phones  
Limited
9. Mr. Christian Muhirwa  
CEO, Broadband Systems Corporation  
Limited
10. Mr. Ernest Kayinamura  
CEO, Hexakomb Limited

**SOUTH AFRICA**

1. Ms. Khumbudzo Phophi Ntshavheni  
Minister of Communications,  
Communications and Digital  
Technology
2. Mr. Willington Ngwepe  
CEO, Independent Communications  
Authority of South Africa (ICASA)
3. Mr. Patrick Krappie  
CEO, Technology Innovation Agency,  
South Africa
4. Mr. Jacobus Petrus “Koos” Bekker  
Chairman, Naspers Group
5. Mr. Ralph Mupita  
CEO, MTN Group
6. Mr. Muhamed Shameel Aziz Joosub  
CEO, Vodacom Group
7. Mr. Roelof Botha  
Partner, Sequoia Capital (USA)
8. Mr. Jens Montanana  
CEO, Datatec Limited
9. Mr. Stewart Van Graan  
CEO, Allied Electronics Corporation  
Limited
10. Ms. Lillian Barnard  
CEO, Microsoft South Africa

**TANZANIA**

1. Mr. Nape Moses Nnauye  
Minister of Information and  
Communications Technology
2. Dr. Jabiri Kuwe Bakari  
Director General, Tanzania  
Communications Regulatory Authority  
(TCRA)
3. Engr. Peter Ulanga  
Director General, TTCL Corporation
4. Ms. Hilda Bujiku  
CEO, Vodacom Tanzania Plc
5. Mr. Diego Guterrez  
CEO, TiGO Tanzania Limited
6. Mr. Dinesh Balsingh  
CEO, Airtel Tanzania Plc
7. Mr. Hans Van Hoppe  
Managing Director, Exact Software  
Limited
8. Mr. Benjamin Fernandes  
CEO, NALA Money Limited
9. Mr. Zadok Prescott  
Founder/CEO, Piki Tanzania
10. Mr. Akber Hameer  
Founder/Executive Chairman, CATS  
Tanzania Limited





**Connect Business, Family & Pleasure on**  
**One Network**

**Experience the Internet**

*Choosing a Smart Data plan has never been this simple. Simply select from our rich bouquet of flexible and affordable data bundle plans.*

**Dial \*131# to activate**

1.5GB for N1000 | 3.5GB for N2000



**Learn. Connect. Grow**

*Delight yourself with non-stop downloads, chatting and streaming with this internet bundle on ALL smartphones*



H.E. Mr. Yoweri Museveni  
President of Uganda



H.E. Hakainde Hichilema  
President of Zambia



H.E. Emmerson Mnangagwa  
President of Zimbabwe



Dr. Chris Baryomunsi  
Minister of ICT and National Guidance



Mr. Felix Chipota Mutati  
Minister of Technology and Science



Dr. Jenfan Muswere  
Minister of ICT, Postal and Courier Services

**UGANDA**

1. Dr. Chris Baryomunsi  
Minister of ICT and National Guidance
2. Mrs. Irene Kaggwa-Sewankambo  
Executive Director/CEO, Uganda Communications Commission (UCC)
3. Dr. Hatwib Mugasa  
Executive Director, National Information Technology Authority (NITA)
4. Mr. Wim Vanhelleputte  
CEO, MTN Uganda Plc
5. Mr. Manoj Murali  
CEO, Airtel Uganda Plc
6. Mr. Vinay Choudary Alapati  
CEO, Tangerine Limited
7. Mr. Andrew Edmondson  
CEO, Insite Towers Limited
8. Mrs. Elizabeth Ntege  
Chairperson, ICT Association of Uganda (ICTAU) & CEO of NFT Consult Group
9. Mr. Ken Stober  
MD/CEO, Simplifi Networks Limited
10. Mr. Godfrey Sserwamukoko  
CEO, Echotel Proprietary Uganda

**ZAMBIA**

1. Mr. Felix Chipota Mutati  
Minister of Technology and Science
2. Mr. Mulenga Chisanga  
Director General/CEO, Zambia Information and Communications Technology Authority (ZICTA)
3. Mr. Bart Hofker  
CEO, MTN Zambia
4. Mr. Apoorva Mehrotra  
CEO, Airtel Zambia
5. Mr. Joshua Malupenga  
Managing Director, Zamtel
6. Mr. Clement Mulenga Sinyagwe  
President, ICT Association of Zambia (ICTAZ)
7. Mr. Perseus Mlambo  
CEO of Union54 and CEO of Zazu Africa
8. Ms. Evelyn Chilomo Kaingu  
CEO, Lupiya Limited
9. Mr. Mwiya Musokotwane  
Co-Founder/CEO, Thebe Investment Management Limited
10. Mr. Lukonga Lindunda  
Co-Founder/Executive Director, Bongohive Technology and Innovation Hub

**ZIMBABWE**


1. Dr. Jenfan Muswere  
Minister of ICT, Postal and Courier Services
2. Dr. Gift Kallisto Machengete  
Director General/CEO, Postal and Telecommunications Regulatory Agency of Zimbabwe (POTRAZ)
3. Dr. Strive Masiyiwa  
Founder & Executive Chairman of ECONET Group
4. Dr. Douglas Mboweni  
CEO, ECONET Wireless Zimbabwe
5. Mrs. Angeline Vere  
CEO, Telcel Zimbabwe
6. Mr. Chipo Mtasa  
CEO, TelOne, Zimbabwe
7. Mr. Adam Molai  
Founder/Partner, Jua Fund (TRT Investments Limited)
8. Mr. Tawanda Chihambakwe  
CEO, Precision Aerial
9. Mr. Joshua Gwashavanhu  
MD/CEO, Compuel Technologies Limited
10. Mr. Tinashe Chibondo  
CEO, Pygentech Limited





# REAL ESTATE IS THE *CRUDE OIL* OF ABUJA

Join us every month at ALFORD PROPERTY FORUM, a private high-profile executive luncheon, as we honour CEOs and government leaders who have distinguished themselves in the nation's real estate industry



+234 803 063 5853 | +234 803 694 0642  
[www.alfordevents.com/Magazine](http://www.alfordevents.com/Magazine)



The *Person of the Year 2021 Award* was presented to Dr. Zaid Abubakar (2<sup>nd</sup> Left), Executive Chairman of Kaduna State Internal Revenue Service (KADIRS), on August 12, 2021 in Kaduna, Kaduna State. Other from left: Alhaji Ali Garba Gora, Executive Director of Standard and Compliance of KADIRS, Mr. Frederick Apeji, Chairman/CEO, Alford Conferences Limited and Hajiya Aysha Ahmad Mohammad, Board Secretary/Legal Adviser of KADIRS, at the event.

## 2<sup>ND</sup> NIGERIAN STATES IGR AWARDS: Zaid Abubakar Emerges as the Person of the Year 2021

The Nigerian States IGR Awards is an annual event designed to encourage and foster a healthy competition among the 37 subnationals of Nigeria in order to substantially increase their internally generated revenue (IGR). The inaugural award was presented in two categories (Excellence in IGR Award and Leadership in IGR Award) during a nationwide roadshow on IGR that took our team to 18 states from September 10-December 4, 2020.

The winners of the second edition of this award (now expanded into five categories) were the following 28 states: Akwa Ibom, Anambra, Benue, Borno, Cross River, Delta, Ebonyi, Edo, Ekiti, Enugu, FCT, Gombe, Jigawa, Kaduna, Kano, Katsina, Kebbi, Kwara and Lagos. The remaining states were: Nasarawa, Ogun, Ondo, Osun, Oyo, Plateau, Rivers, Taraba and Zamfara. We have so far visited Kaduna, Nasarawa, Benue, Gombe and Anambra states, from August 2021-January 2022. The general security challenges across almost the entire federation drastically slowed down the roadshow in 2021, and we have had to stretch the exercise into the first quarter of 2022.


The **Person of the Year 2021 Award** was won by the Executive Chairman of Kaduna State (KADIRS), Dr. Zaid Abubakar. Among the top 10 consistently biggest states in IGR for the past 10 years (2011-2020), Kaduna was the fastest growing state in the past two

years combined. This is our criterion for this category of award.

Lagos has maintained its dominance among the states in IGR every year from 2011-2020. Joining the state to receive the **Leadership in IGR Award** for 2021 were Rivers, FCT, Delta, Kaduna, Ogun, Oyo, Kano, Akwa Ibom, Anambra, Edo and Ondo states.

In the category of the most independent states in revenue in the country, Lagos cemented its No. 1 position, generating 78.33% of all its revenue internally in 2020. Joining the state to receive the **Achievement in IGR Award** were FCT, Ogun, Rivers, Kaduna, Oyo, Osun, Anambra, Plateau, Ondo, Cross River and Enugu.

Kebbi, which was the 7<sup>th</sup> fastest growing state in internally generated revenue (IGR) in Nigeria in 2019, climbed to the first position in the country in 2020. Joining the state to receive the **Excellence in IGR Award** for the year were Ebonyi, Oyo, Borno, Katsina, Gombe, Taraba, FCT, Zamfara, Plateau, Nasarawa and Kaduna.

In terms of direct assessment tax as a percentage total tax, Zamfara was the leader among the 37 subnationals in 2020, with 15.21% of its total tax coming from direct assessment. Joining the state to receive the **Excellence in Direct Assessment Tax Award** were Kwara, Borno, Osun, Ekiti, Ogun, Jigawa, Ebonyi, Benue, Kebbi, Lagos and Edo states. 

## Person of the Year 2021 Award

Dr. Zaid Abubakar  
Kaduna State IRS

**Leadership in IGR Awards 2021 (The Biggest States in IGR in 2020)**

Lagos State IRS **1st Position**  
Rivers State IRS **2nd Position**  
FCT IRS **3rd Position**  
Delta State IRS **4th Position**  
Kaduna State IRS **5th Position**  
Ogun State IRS **6th Position**  
Oyo State IRS **7th Position**  
Kano State IRS **8th Position**  
Akwa Ibom State IRS **9th Position**  
Anambra State IRS **10th Position**  
Edo State IRS **11th Position**  
Ondo State IRS **12th Position**

**Achievement in IGR Awards 2021 (The Most Independent States in Revenue in 2020)**

Lagos State IRS **1st Position**  
FCT IRS **2nd Position**  
Ogun State IRS **3rd Position**  
Rivers State IRS **4th Position**  
Kaduna State IRS **5th Position**  
Oyo State IRS **6th Position**  
Osun State IRS **7th Position**  
Anambra State IRS **8th Position**  
Plateau State IRS **9th Position**  
Ondo State IRS **10th Position**  
Cross River State IRS **11th Position**  
Enugu State IRS **12th Position**

**Excellence in IGR Awards 2021 (The Fastest Growing States in IGR in 2020)**

Kebbi State IRS **1st Position**  
Ebonyi IRS **2nd Position**  
Oyo State IRS **3rd Position**  
Borno State IRS **4th Position**  
Katsina State IRS **5th Position**  
Gombe State IRS **6th Position**  
Taraba State IRS **7th Position**  
FCT State IRS **8th Position**  
Zamfara State IRS **9th Position**  
Plateau State IRS **10th Position**  
Nasarawa State IRS **11th Position**  
Kaduna State IRS **12th Position**

**Excellence in Direct Assessment Tax Awards 2021 (The Biggest States in Direct Assessment Tax as a % of Total Tax in 2020)**

Zamfara State IRS **1st Position**  
Kwara IRS **2nd Position**  
Borno State IRS **3rd Position**  
Osun State IRS **4th Position**  
Ekiti State IRS **5th Position**  
Ogun State IRS **6th Position**  
Jigawa State IRS **7th Position**  
Ebonyi State IRS **8th Position**  
Benue State IRS **9th Position**  
Kebbi State IRS **10th Position**  
Lagos State IRS **11th Position**  
Edo State IRS **12th Position**



## Mr. Jacobus Petrus “Koos” Bekker

CHAIRMAN OF NASPERS GROUP, SOUTH AFRICA



At Alford Conferences Limited, the owner and organizer of the annual World Digital Exhibition (Worldex), we have coined a phrase, “Worldex Africa Tech Icons.” These are business titans (some of them billionaires in USD) who have left several indelible marks in the tech and allied industries in their respective countries in Africa. These entrepreneurs and corporate executives have generally held a leadership role in the Africa tech industry for upwards of two or three decades.

They are few in number. Nigeria's Mr. Leo Stan Ekeh, Chairman of Zinox Technologies Limited; Mr. John Obaro, Chairman/CEO of SystemSpecs Limited; Sir Demola Aladekomo, Founder of Chams Group of Companies and Chairman of SmartCity Resorts Plc; and Ms. Funke Opeke, Founder/CEO of Main One (recently acquired by the American data centre giant, Equinix Inc.), as well as Mr. Michael Joseph, best referred to as the “oracle” of Kenya's telecom giant, Safaricom Plc; and Mr. Strive Masiyiwa, the Zimbabwean Founder/Chairman of Econet Global and Cassava Technologies Limited.

Mr. Jacobus Petrus "Koos" Bekker, Chairman of NASPERS Group, is on this list. A founder par

excellence, he was one of the pioneer directors of MTN Group, back in 1993. He founded the South African pay TV company, Multichoice, in November 1994. In 1997 Koos took over the management at NASPERS Group, an iconic South Africa newspaper publishing company. Naspers was one of the initial investors in the M-Net/Multichoice Group. Naspers would later buy out the other shareholders. During his tenure as CEO, lasting up till April 2015, the market capitalization of Naspers grew from about \$1.2 billion to \$45 billion.

The tech leader is revered for transforming Naspers into an Africa e-commerce investor and powerhouse. He led the company to pay a reported \$34 million for a third of the equity of Chinese internet start-up, Tencent Holdings, in 2001. This deal is famously considered as one of the greatest venture capital investments ever seen in the world. Bekker, who retired as the CEO of Naspers in March 2014, returned as chairman in April 2015.

Naspers operates in 130 countries and is traded on the London and Johannesburg stock exchanges. Outside of the United States, China, and India, it has the highest market valuation of any media firm. Koos Bekker's current estimated net worth is \$2.1 billion.<sup>R</sup>



# REVENUE



Alhaji Ahmed Yakubu Muhammad  
Executive Chairman, Nasarawa State Internal Revenue Service

## REVENUE RANKING 2020 NIGERIAN STATES

- PAGE 22.** 10 Years Summary of Revenue 2011-2015
- PAGE 23.** 10 Years Summary of Revenue 2016-2020
- PAGE 24.** The 12 Biggest States in IGR in 2020
- PAGE 25.** The 12 Fastest Growing States in IGR in 2020
- PAGE 26.** The 12 Most Independent States in Revenue 2020
  - PAGE 27.** Zonal Ranking in IGR 2020
  - PAGE 28.** Zonal Ranking in FAAC 2020
  - PAGE 29.** Zonal Ranking in Revenue 2020
  - PAGE 30.** Total Direct Assessment Tax 2020
- PAGE 31.** The 12 Biggest States in Direct Assessment Tax as a % of Total Tax 2020
- PAGE 32.** The 12 Biggest States in Road Taxes as a % of Total Tax 2020
- PAGE 33.** The 12 Biggest States in MDAs Revenue as a % of Total IGR 2020
  - PAGE 34.** Executive Governors: Biggest States in IGR
  - PAGE 35.** Executive Governors: Most Independent States in Revenue
  - PAGE 36.** Executive Governors: Fastest Growing States in IGR
  - PAGE 37.** Executive Governors: Biggest States in Direct Assessment Tax

## Internally Generated Revenue (IGR) in Nigerian States

### 10 YEARS SUMMARY: 2011-2015

No.	State	IGR 2011	IGR 2012	IGR 2013	IGR 2014	IGR 2015
1.	Abia	<b>N11.76 bn</b>	<b>N16.75 bn</b>	<b>N12.51 bn</b>	N12.37 bn	<b>N13.35 bn</b>
2.	Adamawa	N4.12 bn	N4.62 bn	N4.15 bn	N4.99 bn	N4.45 bn
3.	Akwa Ibom	<b>N11.68 bn</b>	<b>N13.52 bn</b>	<b>N15.40 bn</b>	<b>N15.68 bn</b>	<b>N14.79 bn</b>
4.	Anambra	N6.15 bn	N7.60 bn	N8.73 bn	N10.45 bn	<b>N14.79 bn</b>
5.	Bauchi	N4.46 bn	N4.06 bn	N4.94 bn	N4.85 bn	N5.40 bn
6.	Bayelsa	N3.66 bn	N4.96 bn	N10.50 bn	N10.96 bn	N8.71 bn
7.	Benue	<b>N11.13 bn</b>	N8.44 bn	N8.37 bn	N8.28 bn	N7.63 bn
8.	Borno	N2.28 bn	N2.44 bn	N2.13 bn	N2.76 bn	N3.53 bn
9.	Cross River	<b>N9.16 bn</b>	<b>N12.73 bn</b>	<b>N12.00 bn</b>	<b>N15.74 bn</b>	<b>N13.57 bn</b>
10.	<b>Delta</b>	<b>N34.75 bn</b>	<b>N45.57 bn</b>	<b>N50.21 bn</b>	<b>N42.82 bn</b>	<b>N40.81 bn</b>
11.	Ebonyi	N2.30 bn	N8.23 bn	N10.43 bn	N11.03 bn	NA
12.	<b>Edo</b>	<b>N17.69 bn</b>	<b>N18.88 bn</b>	<b>N18.90 bn</b>	<b>N17.02 bn</b>	<b>N19.12 bn</b>
13.	Ekiti	N2.49 bn	N3.79 bn	N2.34 bn	N3.46 bn	N3.30 bn
14.	Enugu	N7.29 bn	<b>N12.21 bn</b>	<b>N20.20 bn</b>	<b>N19.25 bn</b>	<b>N18.08 bn</b>
15.	FCT	NA	NA	NA	NA	NA
16.	Gombe	N3.15 bn	N3.72 bn	N3.87 bn	N5.20 bn	N4.78 bn
17.	Imo	N5.81 bn	N6.81 bn	N7.58 bn	N8.12 bn	N5.47 bn
18.	Jigawa	N1.48 bn	N7.88 bn	N9.76 bn	N6.27 bn	N5.08 bn
19.	Kaduna	<b>N9.78 bn</b>	<b>N11.53 bn</b>	N10.93 bn	<b>N12.78 bn</b>	N11.54 bn
20.	Kano	N6.62 bn	N11.05 bn	<b>N17.14 bn</b>	<b>N13.66 bn</b>	<b>N13.61 bn</b>
21.	Katsina	N4.24 bn	N5.03 bn	N6.85 bn	N6.22 bn	N5.79 bn
22.	Kebbi	N4.47 bn	N5.42 bn	N3.73 bn	N3.83 bn	N3.59 bn
23.	Kogi	N2.85 bn	N3.19 bn	N5.02 bn	N6.57 bn	N6.78 bn
24.	Kwara	<b>N8.82 bn</b>	<b>N11.32 bn</b>	<b>N13.84 bn</b>	<b>N12.46 bn</b>	N7.18 bn
25.	<b>Lagos</b>	<b>N202.76 bn</b>	<b>N219.20 bn</b>	<b>N236.20 bn</b>	<b>N276.16 bn</b>	<b>N268.22 bn</b>
26.	Nasarawa	N4.13 bn	N4.13 bn	N4.01 bn	N4.09 bn	N4.28 bn
27.	Niger	N3.79 bn	N3.78 bn	N4.12 bn	N5.73 bn	N5.96 bn
28.	<b>Ogun</b>	<b>N10.84 bn</b>	<b>N12.44 bn</b>	<b>N13.78 bn</b>	<b>N17.50 bn</b>	<b>N34.60 bn</b>
29.	Ondo	N8.02 bn	N10.15 bn	N10.50 bn	N11.72 bn	N10.10 bn
30.	Osun	N7.40 bn	N5.02 bn	N7.28 bn	N8.51 bn	N8.07 bn
31.	Oyo	<b>N8.92 bn</b>	<b>N14.60 bn</b>	<b>N15.25 bn</b>	<b>N16.31 bn</b>	<b>N15.66 bn</b>
32.	Plateau	N4.52 bn	N6.93 bn	N8.49 bn	N8.28 bn	N6.94 bn
33.	<b>Rivers</b>	<b>N52.71 bn</b>	<b>N66.28 bn</b>	<b>N87.91 bn</b>	<b>N89.11 bn</b>	<b>N82.10 bn</b>
34.	Sokoto	N4.19 bn	N4.31 bn	N5.51 bn	N5.62 bn	N6.22 bn
35.	Taraba	N2.87 bn	N3.42 bn	N3.34 bn	N3.80 bn	N4.16 bn
36.	Yobe	N2.39 bn	N1.79 bn	N3.07 bn	N3.07 bn	N2.25 bn
37.	Zamfara	N1.71 bn	N2.59 bn	N3.04 bn	N3.15 bn	N2.74 bn

Note: Red marking indicates membership of the Top 12 ranking in size

Source: National Bureau of Statistics, [www.nigerianstat.gov.ng](http://www.nigerianstat.gov.ng)

Analysis By: REVENUE Magazine

## Internally Generated Revenue (IGR) in Nigerian States

### 10 YEARS SUMMARY: 2016-2020

No.	State	IGR 2016	IGR 2017	IGR 2018	IGR 2019	IGR 2020
1.	Abia	N12.07 bn	N14.92 bn	N14.83 bn	N14.78 bn	N14.38 bn
2.	Adamawa	N5.79 bn	N6.20 bn	N6.20 bn	N9.70 bn	N8.33 bn
3.	Akwa Ibom	<b>N23.27 bn</b>	N15.96 bn	<b>N24.21 bn</b>	<b>N32.30 bn</b>	<b>N30.70 bn</b>
4.	Anambra	<b>N32.82 bn</b>	<b>N17.37 bn</b>	N19.31 bn	N26.37 bn	<b>N28.01 bn</b>
5.	Bauchi	N8.68 bn	N4.37 bn	N9.69 bn	N11.70 bn	N12.50 bn
6.	Bayelsa	N7.90 bn	N12.52 bn	N13.64 bn	N16.34 bn	N12.18 bn
7.	Benue	N9.56 bn	N12.40 bn	N11.22 bn	N17.85 bn	N10.46 bn
8.	Borno	N2.68 bn	N4.98 bn	N6.52 bn	N8.18 bn	N11.58 bn
9.	Cross River	<b>N14.78 bn</b>	<b>N18.10 bn</b>	N17.55 bn	N22.60 bn	N16.18 bn
10.	<b>Delta</b>	<b>N44.06 bn</b>	<b>N51.89 bn</b>	<b>N58.44 bn</b>	<b>N64.68 bn</b>	<b>N59.73 bn</b>
11.	Ebonyi	N2.34 bn	N5.10 bn	N6.14 bn	N7.46 bn	N13.59 bn
12.	<b>Edo</b>	<b>N23.04 bn</b>	<b>N25.34 bn</b>	<b>N28.43 bn</b>	<b>N29.48 bn</b>	<b>N27.18 bn</b>
13.	Ekiti	N2.99 bn	N4.97 bn	N6.47 bn	N8.55 bn	N8.72 bn
14.	Enugu	N14.24 bn	<b>N22.04 bn</b>	N22.15 bn	<b>N31.07 bn</b>	N23.65 bn
15.	FCT	NA	NA	<b>N65.52 bn</b>	<b>N74.56 bn</b>	<b>N92.06 bn</b>
16.	Gombe	N2.94 bn	N5.27 bn	N7.34 bn	N6.80 bn	N8.54 bn
17.	Imo	N5.87 bn	N6.50 bn	N14.88 bn	N16.10 bn	N17.08 bn
18.	Jigawa	N3.54 bn	N6.65 bn	N9.25 bn	N12.93 bn	N8.67 bn
19.	Kaduna	<b>N17.05 bn</b>	<b>N26.53 bn</b>	<b>N29.45 bn</b>	<b>N44.96 bn</b>	<b>N50.77 bn</b>
20.	Kano	<b>N30.96 bn</b>	<b>N42.42 bn</b>	<b>N44.11 bn</b>	<b>N40.59 bn</b>	<b>N31.82 bn</b>
21.	Katsina	N5.55 bn	N6.03 bn	N6.96 bn	N8.50 bn	N11.40 bn
22.	Kebbi	N3.13 bn	N4.39 bn	N4.88 bn	N7.37 bn	N13.78 bn
23.	Kogi	N9.57 bn	N11.24 bn	N11.33 bn	N16.39 bn	N17.36 bn
24.	Kwara	<b>N17.25 bn</b>	<b>N19.64 bn</b>	<b>N23.05 bn</b>	<b>N30.65 bn</b>	N19.60 bn
25.	<b>Lagos</b>	<b>N302.43 bn</b>	<b>N333.97 bn</b>	<b>N382.18 bn</b>	<b>N398.73 bn</b>	<b>N418.99 bn</b>
26.	Nasarawa	N3.40 bn	N6.17 bn	N7.57 bn	N10.86 bn	N12.48 bn
27.	Niger	N5.88 bn	N6.52 bn	N10.43 bn	N12.77 bn	N10.52 bn
28.	<b>Ogun</b>	<b>N72.98 bn</b>	<b>N74.84 bn</b>	<b>N84.55 bn</b>	<b>N70.92 bn</b>	<b>N50.75 bn</b>
29.	Ondo	N8.68 bn	N10.93 bn	<b>N24.79 bn</b>	<b>N30.14 bn</b>	<b>N24.85 bn</b>
30.	Osun	N8.88 bn	N6.49 bn	N10.38 bn	N17.92 bn	N19.67 bn
31.	Oyo	<b>N18.88 bn</b>	<b>N22.49 bn</b>	<b>N24.64 bn</b>	N26.75 bn	<b>N38.04 bn</b>
32.	Plateau	N9.19 bn	N10.79 bn	N12.73 bn	N16.48 bn	N19.12 bn
33.	<b>Rivers</b>	<b>N85.29 bn</b>	<b>N89.49 bn</b>	<b>N112.70 bn</b>	<b>N140.40 bn</b>	<b>N117.19 bn</b>
34.	Sokoto	N4.55 bn	N9.02 bn	N18.76 bn	N19.01 bn	N11.80 bn
35.	Taraba	N5.90 bn	N5.76 bn	N5.97 bn	N6.53 bn	N8.11 bn
36.	Yobe	N3.24 bn	N3.60 bn	N4.38 bn	N8.44 bn	N7.78 bn
37.	Zamfara	N4.78 bn	N6.02 bn	N8.21 bn	N15.42 bn	N18.50 bn

Note: Red marking indicates membership of the Top 12 ranking in size

Source: National Bureau of Statistics, [www.nigerianstat.gov.ng](http://www.nigerianstat.gov.ng)

Analysis By: REVENUE Magazine



## Internally Generated Revenue (IGR) in Nigerian States

### BIGGEST STATES: DECEMBER 31, 2019

No.	Zone	State	Capital	Governor	IGR 2019
1.	South West	Lagos	Ikeja	Babajide Sanwo-Olu	N398,732,246,493
2.	South-South	Rivers	PH	Ezenwo Nyesom Wike	N140,398,744,303
3.	North Central	FCT	Abuja	Muhammed Bello	N74,564,180,835
4.	South West	Ogun	Abeokuta	Dapo Abiodun	N70,922,590,496
5.	South-South	Delta	Asaba	Ifeanyi Okowa	N64,678,796,992
6.	North West	Kaduna	Kaduna	Nasir Ahmad el-Rufai	N44,956,576,583
7.	North West	Kano	Kano	Abdullahi Umar Ganduje	N40,593,701,332
8.	South-South	Akwa Ibom	Uyo	Udom Gabriel Emmanuel	N32,291,014,772
9.	South East	Enugu	Enugu	Ifeanyi Ugwuanyi	N31,069,466,913
10.	North Central	Kwara	Ilorin	AbdulRahman AbdulRazaq	N30,646,731,409
11.	South West	Ondo	Akure	Rotimi Akeredolu	N30,135,881,918
12.	South-South	Edo	Benin-City	Godwin Obaseki	N29,478,406,024
13.	South West	Oyo	Ibadan	Oluwaseyi Makinde	N26,746,460,236
14.	South East	Anambra	Awka	Willie Obiano	N26,369,195,865
15.	South-South	Cross River	Calabar	Benedict Ayade	N22,597,063,883
16.	North West	Sokoto	Sokoto	Aminu Waziri Tambauwal	N19,005,093,541
17.	South West	Osun	Osogbo	Adegboyega Oyetola	N17,922,394,523
18.	North Central	Benue	Makurdi	Samuel Ortom	N17,850,480,386
19.	North Central	Plateau	Jos	Simeon Bako Lalong	N16,480,111,594
20.	North Central	Kogi	Lokoja	Yahaya Bello	N16,389,026,389
21.	South East	Imo	Owerri	Emeka Ihedioha	N16,095,299,621
22.	South-South	Bayelsa	Yenagoa	Henry Seriake Dickson	N16,342,762,532
23.	North West	Zamfara	Gusau	Bello Mohammad	N15,416,043,400
24.	South East	Abia	Umuahia	Okezie Ikpeazu	N14,769,307,659
25.	North West	Jigawa	Dutse	Muhammad B. Abubakar	N12,926,658,146
26.	North Central	Niger	Minna	Abubakar Sani Bello	N12,765,034,972
27.	North East	Bauchi	Bauchi	Bala Mohammad	N11,696,955,885
28.	North Central	Nasarawa	Lafia	Abdullahi Sule	N10,858,822,423
29.	North East	Adamawa	Yola	Ahmadu Umaru Fintiri	N9,704,660,185
30.	South West	Ekiti	Ado-Ekiti	Kayode Fayemi	N8,546,875,648
31.	North West	Katsina	Katsina	Aminu Bello Masari	N8,496,742,119
32.	North East	Yobe	Damaturu	Mai Mala Buni	N8,444,634,099
33.	North East	Borno	Maiduguri	Babagana Umara Zulum	N8,175,248,326
34.	South East	Ebonyi	Abakaliki	Dave Umahi	N7,455,294,676
35.	North West	Kebbi	Birnin- Kebbi	Abubakar Atiku Bagudu	N7,367,334,837
36.	North East	Gombe	Gombe	Muhammad Inuwa Yahaya	N6,803,064,814
37.	North East	Taraba	Jalingo	Darius Ishaku	N6,533,106,447
	<b>TOTAL</b>				<b>N1,334,226,010,276</b>

Source: National Bureau of Statistics, [www.nigerianstat.gov.ng](http://www.nigerianstat.gov.ng)  
Analysis By: REVENUE Magazine

## Internally Generated Revenue (IGR) in Nigerian States

### BIGGEST STATES: DECEMBER 31, 2020

No.	Zone	State	Capital	Governor	IGR 2020
1.	South West	Lagos	Ikeja	Babajide Sanwo-Olu	N418,988,587,897
2.	South-South	Rivers	PH	Ezenwo Nyesom Wike	N117,189,729,245
3.	North Central	FCT	Abuja	Muhammed Bello	N92,059,700,897
4.	South-South	Delta	Asaba	Ifeanyi Okowa	N59,732,882,663
5.	North West	Kaduna	Kaduna	Nasir Ahmad el-Rufai	N50,768,525,407
6.	South West	Ogun	Abeokuta	Dapo Abiodun	N50,749,595,850
7.	South West	Oyo	Ibadan	Oluwaseyi Makinde	N38,042,733,036
8.	North West	Kano	Kano	Abdullahi Umar Ganduje	N31,819,816,712
9.	South-South	Akwa Ibom	Uyo	Udom Gabriel Emmanuel	N30,696,770,278
10.	South East	Anambra	Awka	Willie Obiano	N28,009,906,580
11.	South-South	Edo	Benin-City	Godwin Obaseki	N27,184,350,735
12.	South West	Ondo	Akure	Rotimi Akeredolu	N24,788,059,725
13.	South East	Enugu	Enugu	Ifeanyi Ugwuanyi	N23,650,723,357
14.	South West	Osun	Osogbo	Adegboyega Oyetola	N19,668,371,916
15.	North Central	Kwara	Ilorin	AbdulRahman AbdulRazaq	N19,604,303,788
16.	North Central	Plateau	Jos	Simeon Bako Lalong	N19,122,375,802
17.	North West	Zamfara	Gusau	Bello Mohammad	N18,499,252,092
18.	North Central	Kogi	Lokoja	Yahaya Bello	N17,357,833,532
19.	South East	Imo	Owerri	Hope Uzodinma	N17,081,878,985
20.	South-South	Cross River	Calabar	Benedict Ayade	N16,183,341,456
21.	South East	Abia	Umuahia	Okezie Ikpeazu	N14,376,871,322
22.	North West	Kebbi	Birnin- Kebbi	Abubakar Atiku Bagudu	N13,778,260,800
23.	South East	Ebonyi	Abakaliki	Dave Umahi	N13,591,038,584
24.	North East	Bauchi	Bauchi	Bala Mohammad	N12,502,599,364
25.	North Central	Nasarawa	Lafia	Abdullahi Sule	N12,476,738,650
26.	South-South	Bayelsa	Yenagoa	Douye Diri	N12,180,775,243
27.	North West	Sokoto	Sokoto	Aminu Waziri Tambauwal	N11,796,827,128
28.	North East	Borno	Maiduguri	Babagana Umara Zulum	N11,578,518,121
29.	North West	Katsina	Katsina	Aminu Bello Masari	N11,399,650,510
30.	North Central	Niger	Minna	Abubakar Sani Bello	N10,524,281,921
31.	North Central	Benue	Makurdi	Samuel Ortom	N10,463,674,281
32.	South West	Ekiti	Ado-Ekiti	Kayode Fayemi	N8,716,460,194
33.	North West	Jigawa	Dutse	Muhammad B. Abubakar	N8,667,720,608
34.	North East	Gombe	Gombe	Muhammad Inuwa Yahaya	N8,537,983,927
35.	North East	Adamawa	Yola	Ahmadu Umaru Fintiri	N8,329,870,707
36.	North East	Taraba	Jalingo	Darius Ishaku	N8,114,973,143
37.	North East	Yobe	Damaturu	Mai Mala Buni	N7,779,631,176
	<b>TOTAL</b>				<b>N1,306,075,020,100</b>

Source: National Bureau of Statistics, [www.nigerianstat.gov.ng](http://www.nigerianstat.gov.ng)  
Analysis By: REVENUE Magazine

## Internally Generated Revenue (IGR) in Nigerian States

### FASTEST GROWING STATES IN IGR: DECEMBER 31, 2020

No.	Zone	State	IGR 2019	IGR 2020	Growth
1.	North West	Kebbi	N7,367,334,837	N13,778,260,800	87.02%
2.	South East	Ebonyi	N7,455,294,676	N13,591,038,584	82.20%
3.	South West	Oyo	N26,746,460,236	N38,042,733,036	42.23%
4.	North East	Borno	N8,175,248,326	N11,578,518,121	41.63%
5.	North West	Katsina	N8,496,742,119	N11,399,650,510	34.16%
6.	North East	Gombe	N6,803,064,814	N8,537,983,927	25.50%
7.	North East	Taraba	N6,533,106,447	N8,114,973,143	24.21%
8.	North Central	FCT	N74,564,180,835	N92,059,700,897	23.46%
9.	North West	Zamfara	N15,416,043,400	N18,499,252,092	20.20%
10.	North Central	Plateau	N16,480,111,594	N19,122,375,802	16.03%
11.	North Central	Nasarawa	N10,858,822,423	N12,476,738,650	14.90%
12.	North West	Kaduna	N44,956,576,583	N50,768,525,407	12.93%
13.	South West	Osun	N17,922,394,523	N19,668,371,916	9.74%
14.	North East	Bauchi	N11,696,955,885	N12,502,599,364	6.89%
15.	South East	Anambra	N26,369,195,865	N28,009,906,580	6.22%
16.	South East	Imo	N16,095,299,621	N17,081,878,985	6.13%
17.	North Central	Kogi	N16,389,026,389	N17,357,833,532	5.91%
18.	South West	Lagos	N398,732,246,493	N418,988,587,897	5.08%
19.	South West	Ekiti	N8,546,875,648	N8,716,460,194	1.98%
20.	South East	Abia	N14,769,307,659	N14,376,871,322	-2.66%
21.	South-South	Akwa Ibom	N32,291,014,772	N30,696,770,278	-4.94%
22.	South-South	Delta	N64,678,796,992	N59,732,882,663	-7.65%
23.	South-South	Edo	N29,478,406,024	N27,184,350,735	-7.78%
24.	North East	Yobe	N8,444,634,099	N7,779,631,176	-7.87%
25.	South-South	Bayelsa	N16,342,762,532	N12,180,775,243	-12.04%
26.	North East	Adamawa	N9,704,660,185	N8,329,870,707	-14.17%
27.	South-South	Rivers	N140,398,744,303	N117,189,729,245	-16.53%
28.	South West	Ondo	N30,135,881,9186	N24,788,059,725	-17.55%
29.	North Central	Niger	N12,765,034,972	N10,524,281,921	-17.55%
30.	North West	Kano	N40,593,701,332	N31,819,816,712	-21.61%
31.	South East	Enugu	N31,069,466,913	N23,650,723,357	-23.88%
32.	South-South	Cross River	N22,597,063,883	N16,183,341,456	-28.38%
33.	South West	Ogun	N70,922,590,496	N50,749,595,850	-28.44%
34.	North West	Jigawa	N12,926,658,146	N8,667,720,608	-32.95%
35.	North Central	Kwara	N30,646,731,409	N19,604,303,788	-36.03%
36.	North West	Sokoto	N19,005,093,541	N11,796,827,128	-37.93%
37.	North Central	Benue	N17,850,480,386	N10,463,674,281	-41.38%

Source: National Bureau of Statistics, [www.nigerianstat.gov.ng](http://www.nigerianstat.gov.ng)  
Analysis By: REVENUE Magazine



## Internally Generated Revenue (IGR) in Nigerian States

### MOST INDEPENDENT STATES IN REVENUE: DECEMBER 31, 2020

No.	State	Revenue 2020	FAAC2020	IGR 2020	% IGR
1.	Lagos	N534,921,208,354	N115,932,620,457	N418,988,587,897	78.33%
2.	FCT	N159,124,333,892	N67,064,632,994	N92,059,700,897	57.85%
3.	Ogun	N88,429,028,834	N37,679,432,984	N50,749,595,850	57.39%
4.	Rivers	N258,376,770,590	N141,187,041,345	N117,189,729,245	45.36%
5.	Kaduna	N113,895,031,176	N63,126,507,768	N50,768,525,407	44.57%
6.	Oyo	N91,707,321,486	N53,664,588,450	N38,042,733,036	41.48%
7.	Osun	N50,295,479,806	N30,627,107,890	N19,668,371,916	39.11%
8.	Anambra	N78,926,471,911	N50,916,565,331	N28,009,906,580	35.49%
9.	Plateau	N54,776,787,932	N35,644,412,131	N19,122,375,802	34.92%
10.	Ondo	N71,500,227,882	N46,651,761,689	N24,788,059,725	34.75%
11.	Cross River	N49,076,165,830	N32,892,824,374	N16,183,341,456	32.98%
12.	Enugu	N73,538,233,352	N49,887,509,995	N23,650,723,357	32.16%
13.	Kwara	N61,699,952,531	N42,095,648,743	N19,604,303,788	31.77%
14.	Edo	N85,589,933,295	N58,405,582,560	N27,184,350,735	31.76%
15.	Zamfara	N59,945,755,322	N41,446,503,230	N18,499,252,092	30.86%
16.	Kano	N113,085,163,059	N81,265,346,347	N31,819,816,712	28.14%
17.	Kogi	N67,339,324,605	N49,981,491,073	N17,357,833,532	25.78%
18.	Delta	N246,561,196,554	N186,828,313,892	N59,732,882,663	24.23%
19.	Ebonyi	N57,554,599,294	N43,963,560,710	N13,591,038,584	23.61%
20.	Imo	N72,806,323,592	N55,724,444,607	N17,081,878,985	23.46%
21.	Abia	N62,745,935,402	N48,369,064,080	N14,376,871,322	22.91%
22.	Nasarawa	N55,581,305,488	N43,104,566,838	N12,476,738,650	22.45%
23.	Kebbi	N64,958,838,167	N51,180,577,367	N13,778,260,800	21.21%
24.	Bauchi	N61,646,949,309	N49,144,139,946	N12,502,599,364	20.28%
25.	Benue	N57,677,033,885	N47,213,359,604	N10,463,674,281	18.14%
26.	Ekiti	N48,239,443,918	N39,522,983,724	N8,716,460,194	18.07%
27.	Sokoto	N65,915,275,969	N54,118,448,840	N11,796,827,128	17.90%
28.	Gombe	N48,461,702,345	N39,923,718,418	N8,537,983,927	17.62%
29.	Akwa Ibom	N176,962,641,548	N146,265,871,270	N30,696,770,278	17.35%
30.	Niger	N65,092,276,915	N54,567,994,994	N10,524,281,921	16.17%
31.	Borno	N71,661,798,218	N60,083,280,098	N11,578,518,121	16.16%
32.	Katsina	N72,793,771,483	N61,394,120,974	N11,399,650,510	15.66%
33.	Taraba	N51,941,254,079	N43,826,280,935	N8,114,973,143	15.62%
34.	Adamawa	N56,273,759,579	N47,943,888,872	N8,329,870,707	14.80%
35.	Yobe	N57,219,042,999	N49,439,411,823	N7,779,631,176	13.60%
36.	Jigawa	N65,033,031,364	N56,365,310,756	N8,667,720,608	13.33%
37.	Bayelsa	N128,582,231,646	N116,401,456,403	N12,180,775,243	9.47%

Source: National Bureau of Statistics, [www.nigerianstat.gov.ng](http://www.nigerianstat.gov.ng)  
Analysis By: REVENUE Magazine

## Internally Generated Revenue (IGR) in Nigerian States

### TOTAL DIRECT ASSESSMENT TAX: DECEMBER 31, 2020

No.	Zone	State	Capital	Direct Ass Tax
1.	South West	Lagos	Ikeja	N17,071,437,457
2.	North Central	FCT	Abuja	N3,166,412,965
3.	North West	Zamfara	Gusau	N2,198,286,980
4.	South West	Ogun	Abeokuta	N2,051,443,702
5.	North East	Borno	Maiduguri	N1,042,626,658
6.	North Central	Kwara	Ilorin	N1,018,717,341
7.	South-South	Edo	Benin-City	N999,640,813
8.	South-South	Rivers	PH	N979,134,419
9.	South West	Osun	Osogbo	N790,315,748
10.	South West	Oyo	Ibadan	N781,415,173
11.	South East	Anambra	Awka	N666,033,750
12.	North West	Kebbi	Birnin- Kebbi	N613,700,310
13.	South East	Ebonyi	Abakaliki	N521,897,616
14.	South West	Ondo	Akure	N490,552,902
15.	North West	Kano	Kano	N485,133,322
16.	South-South	Delta	Asaba	N446,789,614
17.	North Central	Benue	Makurdi	N439,819,785
18.	South West	Ekiti	Ado-Ekiti	N421,496,580
19.	North West	Jigawa	Dutse	N385,065,061
20.	South East	Imo	Owerri	N336,106,301
21.	North West	Kaduna	Kaduna	N297,280,727
22.	North East	Bauchi	Bauchi	N283,969,814
23.	South East	Abia	Umuahia	N232,449,684
24.	North East	Taraba	Jalingo	N208,665,139
25.	North Central	Niger	Minna	N195,758,841
26.	North West	Katsina	Katsina	N168,857,737
27.	South East	Enugu	Enugu	N142,590,958
28.	South-South	Cross River	Calabar	N137,933,365
29.	South-South	Akwa Ibom	Uyo	N124,261,411
30.	North Central	Plateau	Jos	N98,349,451
31.	North East	Adamawa	Yola	N60,082,278
32.	South-South	Bayelsa	Yenagoa	N56,733,473
33.	North Central	Kogi	Lokoja	N51,430,230
34.	North Central	Nasarawa	Lafia	N47,454,248
35.	North East	Gombe	Gombe	N27,553,943
36.	North West	Sokoto	Sokoto	N12,716,110
37.	North East	Yobe	Damaturu	N4,019,542

Source: National Bureau of Statistics, [www.nigerianstat.gov.ng](http://www.nigerianstat.gov.ng)  
Analysis By: REVENUE Magazine

## Internally Generated Revenue (IGR) in Nigerian States

### DIRECT ASSESSMENT TAX AS A % OF TOTAL TAX: DECEMBER 31, 2020

No.	State	Capital	Total Tax	Direct Ass	% of Total Tax
1.	Zamfara	Gusau	N14,450,021,686	N2,198,286,980	15.21%
2.	Kwara	Ilorin	N9,276,093,092	N1,018,717,341	10.98%
3.	Borno	Maiduguri	N10,273,650,033	N1,042,626,658	10.15%
4.	Osun	Osogbo	N11,443,296,956	N790,315,748	6.91%
5.	Ekiti	Ado-Ekiti	N6,421,964,388	N421,496,580	6.56%
6.	Ogun	Abeokuta	N31,545,155,072	N2,051,443,702	6.50%
7.	Jigawa	Dutse	N6,175,318,867	N385,065,061	6.23%
8.	Ebonyi	Abakaliki	N9,535,143,503	N521,897,616	5.47%
9.	Benue	Makurdi	N8,172,418,532	N439,819,785	5.38%
10.	Kebbi	Birnin-Kebbi	N12,067,695,882	N613,700,310	5.09%
11.	Lagos	Ikeja	N367,193,737,349	N17,071,437,457	4.65%
12.	Edo	Benin-City	N23,533,542,232	N999,640,813	4.25%
13.	Anambra	Awka	N15,849,268,432	N666,033,750	4.20%
14.	Taraba	Jalingo	N5,250,459,443	N208,665,139	3.97%
15.	FCT	Abuja	N92,059,700,897	N3,166,412,965	3.44%
16.	Oyo	Ibadan	N31,290,274,124	N781,415,173	2.50%
17.	Bauchi	Bauchi	N12,364,090,044	N283,969,814	2.30%
18.	Ondo	Akure	N21,294,318,689	N490,552,902	2.30%
19.	Imo	Owerri	N14,795,571,589	N336,106,301	2.27%
20.	Niger	Minna	N8,751,233,440	N195,758,841	2.24%
21.	Abia	Umuahia	N11,207,202,767	N232,449,684	2.07%
22.	Kano	Kano	N24,761,761,385	N485,133,322	1.96%
23.	Katsina	Katsina	N11,009,472,163	N168,857,737	1.53%
24.	Cross River	Calabar	N12,760,663,079	N137,933,365	1.08%
25.	Kaduna	Kaduna	N27,655,872,835	N297,280,727	1.07%
26.	Enugu	Enugu	N13,457,985,136	N142,590,958	1.06%
27.	Adamawa	Yola	N6,689,884,415	N60,082,278	0.90%
28.	Rivers	PH	N110,736,656,674	N979,134,419	0.88%
29.	Delta	Asaba	N53,878,946,538	N446,789,614	0.83%
30.	Plateau	Jos	N17,119,716,292	N98,349,451	0.57%
31.	Bayelsa	Yenagoa	N12,007,639,211	N56,733,473	0.47%
32.	Nasarawa	Lafia	N9,992,724,809	N47,454,248	0.47%
33.	Akwa Ibom	Uyo	N26,754,866,375	N124,261,411	0.46%
34.	Gombe	Gombe	N6,574,824,782	N27,553,943	0.42%
35.	Kogi	Lokoja	N14,865,916,587	N51,430,230	0.35%
36.	Sokoto	Sokoto	N10,556,582,637	N12,716,110	0.12%
37.	Yobe	Damaturu	N5,901,334,142	N4,019,542	0.07%

Source: National Bureau of Statistics, [www.nigerianstat.gov.ng](http://www.nigerianstat.gov.ng)  
Analysis By: REVENUE Magazine



## Internally Generated Revenue (IGR) in Nigerian States TOTAL ROAD TAXES: DECEMBER 31, 2020

No.	Zone	State	Capital	Road Taxes
1.	South West	Lagos	Ikeja	N12,139,604,039
2.	North West	Zamfara	Gusau	N2,043,471,495
3.	South-South	Delta	Asaba	N1,304,795,174
4.	South West	Ondo	Akure	N1,072,715,597
5.	South West	Oyo	Ibadan	N903,374,880
6.	South East	Anambra	Awka	N871,193,975
7.	South-South	Cross River	Calabar	N790,796,962
8.	South West	Ogun	Abeokuta	N746,988,131
9.	South East	Enugu	Enugu	N695,051,355
10.	North West	Kano	Kano	N687,977,670
11.	South East	Ebonyi	Abakaliki	N642,993,743
12.	South-South	Edo	Benin City	N638,875,615
13.	North Central	Kogi	Lokoja	N623,588,400
14.	North West	Kaduna	Kaduna	N532,605,744
15.	South East	Imo	Owerri	N530,516,580
16.	North Central	Plateau	Jos	N470,550,208
17.	North Central	Kwara	Ilorin	N406,314,409
18.	South-South	Rivers	Port Harcourt	N349,898,187
19.	South-South	Akwa Ibom	Uyo	N306,036,348
20.	South East	Abia	Umuahia	N298,789,358
21.	South West	Osun	Osogbo	N296,727,679
22.	North Central	Niger	Minna	N240,753,948
23.	North East	Adamawa	Yola	N202,804,546
24.	North East	Gombe	Gombe	N201,267,560
25.	North Central	Benue	Makurdi	N196,770,841
26.	North Central	Nasarawa	Lafia	N181,185,923
27.	North West	Jigawa	Dutse	N171,719,088
28.	North East	Borno	Maiduguri	N158,246,995
29.	North West	Katsina	Katsina	N136,401,718
30.	North East	Taraba	Jalingo	N112,843,550
31.	North East	Bauchi	Bauchi	N96,850,094
32.	North East	Yobe	Damaturu	N91,174,514
33.	South West	Ekiti	Ado-Ekiti	N85,138,005
34.	North West	Sokoto	Sokoto	N61,777,365
35.	South-South	Bayelsa	Yenagoa	N61,563,432
36.	North West	Kebbi	Birnin Kebbi	N42,635,545
37.	North Central	FCT	Abuja	NA

Source: National Bureau of Statistics, [www.nigerianstat.gov.ng](http://www.nigerianstat.gov.ng)  
Analysis By: REVENUE Magazine

## Internally Generated Revenue (IGR) in Nigerian States

### ROAD TAXES AS A % OF TOTAL TAX: DECEMBER 31, 2020

No.	State	Capital	Total Tax	Road Taxes	% of Total Tax
1.	Zamfara	Gusau	N14,450,021,686	N2,043,471,495	14.14%
2.	Ebonyi	Abakaliki	N9,535,143,503	N642,993,743	6.74%
3.	Cross River	Calabar	N12,760,663,079	N790,796,962	6.20%
4.	Anambra	Awka	N15,849,268,432	N871,193,975	5.50%
5.	Enugu	Enugu	N13,457,985,136	N695,051,355	5.16%
6.	Ondo	Akure	N21,294,318,689	N1,072,715,597	5.04%
7.	Kwara	Ilorin	N9,276,093,092	N406,314,409	4.38%
8.	Kogi	Lokoja	N14,865,916,587	N623,588,400	4.19%
9.	Imo	Owerri	N14,795,571,589	N530,516,580	3.59%
10.	Lagos	Ikeja	N367,193,737,349	N12,139,604,039	3.31%
11.	Gombe	Gombe	N6,574,824,782	N201,267,560	3.06%
12.	Adamawa	Yola	N6,689,884,415	N202,804,546	3.03%
13.	Oyo	Ibadan	N31,290,274,124	N903,374,880	2.89%
14.	Kano	Kano	N24,761,761,385	N687,977,670	2.78%
15.	Jigawa	Dutse	N6,175,318,867	N171,719,088	2.78%
16.	Plateau	Jos	N17,119,716,292	N470,550,208	2.75%
17.	Niger	Minna	N8,751,233,440	N240,753,948	2.75%
18.	Edo	Benin City	N23,533,542,232	N638,875,615	2.71%
19.	Abia	Umuahia	N11,207,202,767	N298,789,358	2.67%
20.	Osun	Osogbo	N11,443,296,956	N296,727,679	2.59%
21.	Delta	Asaba	N53,878,946,538	N1,304,795,174	2.42%
22.	Benue	Makurdi	N8,172,418,532	N196,770,841	2.41%
23.	Ogun	Abeokuta	N31,545,155,072	N746,988,131	2.37%
24.	Taraba	Jalingo	N5,250,459,443	N112,843,550	2.15%
25.	Kaduna	Kaduna	N27,655,872,835	N532,605,744	1.93%
26.	Nasarawa	Lafia	N9,992,724,809	N181,185,923	1.81%
27.	Borno	Maiduguri	N10,273,650,033	N158,246,995	1.54%
28.	Yobe	Damaturu	N5,901,334,141	N91,174,514	1.54%
29.	Ekiti	Ado-Ekiti	N6,421,964,388	N85,138,005	1.33%
30.	Katsina	Katsina	N11,009,472,163	N136,401,718	1.24%
31.	Akwa Ibom	Uyo	N26,754,886,375	N306,036,348	1.14%
32.	Bauchi	Bauchi	N12,364,090,044	N96,850,094	0.78%
33.	Sokoto	Sokoto	N10,556,582,637	N61,777,365	0.59%
34.	Bayelsa	Yenagoa	N12,007,639,211	N61,563,432	0.51%
35.	Kebbi	Birnin Kebbi	N12,067,695,882	N42,635,545	0.35%
36.	Rivers	Port Harcourt	N110,736,656,674	N349,898,187	0.32%
37.	FCT	Abuja	N92,059,700,897	NA	NA

Source: National Bureau of Statistics, [www.nigerianstat.gov.ng](http://www.nigerianstat.gov.ng)  
Analysis By: REVENUE Magazine

## Internally Generated Revenue (IGR) in Nigerian States

### TOTAL MDAs REVENUE: DECEMBER 31, 2020

No.	Zone	State	Capital	MDAs Revenue
1.	South West	Lagos	Ikeja	N51,794,850,548
2.	North West	Kaduna	Kaduna	N23,112,650,573
3.	South West	Ogun	Abeokuta	N19,204,440,778
4.	South East	Anambra	Awka	N12,160,638,149
5.	North Central	Kwara	Ilorin	N10,328,210,696
6.	South East	Enugu	Enugu	N10,192,738,221
7.	South West	Osun	Osogbo	N8,225,074,960
8.	North West	Kano	Kano	N7,058,055,327
9.	South West	Oyo	Ibadan	N6,752,458,913
10.	South-South	Rivers	Port Harcourt	N6,453,072,571
11.	South-South	Delta	Asaba	N5,853,936,125
12.	South East	Ebonyi	Abakaliki	N4,055,895,081
13.	North West	Zamfara	Gusau	N4,049,230,406
14.	South-South	Akwa Ibom	Uyo	N3,941,883,903
15.	South-South	Edo	Benin City	N3,650,808,503
16.	South West	Ondo	Akure	N3,554,147,503
17.	South-South	Cross River	Calabar	N3,422,678,377
18.	South East	Abia	Umuahia	N3,169,668,555
19.	North East	Taraba	Jalingo	N2,864,513,700
20.	North West	Jigawa	Dutse	N2,492,401,740
21.	North Central	Kogi	Lokoja	N2,491,916,945
22.	North Central	Nasarawa	Lafia	N2,484,013,841
23.	South West	Ekiti	Ado-Ekiti	N2,294,495,806
24.	North Central	Benue	Makurdi	N2,291,255,749
25.	South East	Imo	Owerri	N2,286,307,396
26.	North Central	Plateau	Jos	N2,002,659,509
27.	North East	Gombe	Gombe	N1,963,159,146
28.	North East	Yobe	Damaturu	N1,878,297,034
29.	North Central	Niger	Minna	N1,773,048,481
30.	North West	Kebbi	Birnin Kebbi	N1,710,564,918
31.	North East	Adamawa	Yola	N1,639,986,291
32.	North East	Borno	Maiduguri	N1,304,868,088
33.	North West	Sokoto	Sokoto	N1,240,244,491
34.	North West	Katsina	Katsina	N390,178,347
35.	South-South	Bayelsa	Yenagoa	N173,136,032
36.	North East	Bauchi	Bauchi	N138,509,320
37.	North Central	FCT	Abuja	NA

Source: National Bureau of Statistics, [www.nigerianstat.gov.ng](http://www.nigerianstat.gov.ng)  
Analysis By: REVENUE Magazine



## Internally Generated Revenue (IGR) in Nigerian States

### MDAs REVENUE AS A % OF TOTAL IGR: DECEMBER 31, 2020

No.	State	Capital	Total IGR	MDAs Revenue	% of Total IGR
1.	Kwara	Ilorin	N19,604,303,788	N10,328,210,696	52.68%
2.	Kaduna	Kaduna	N50,768,525,407	N23,112,650,573	45.53%
3.	Anambra	Awka	N28,009,906,580	N12,160,638,149	43.41%
4.	Enugu	Enugu	N23,650,723,357	N10,192,738,221	43.10%
5.	Osun	Osogbo	N19,668,371,916	N8,225,074,960	41.82%
6.	Ogun	Abeokuta	N50,749,595,850	N19,204,440,778	37.84%
7.	Taraba	Jalingo	N8,114,973,143	N2,864,513,700	35.30%
8.	Ebonyi	Abakaliki	N13,591,038,584	N4,055,895,081	29.48%
9.	Jigawa	Dutse	N8,667,720,608	N2,492,401,740	28.75%
10.	Ekiti	Ado-Ekiti	N8,716,460,194	N2,294,495,806	26.32%
11.	Yobe	Damaturu	N7,779,631,176	N1,878,297,034	24.24%
12.	Gombe	Gombe	N8,537,983,927	N1,963,159,146	22.99%
13.	Kano	Kano	N31,819,816,712	N7,058,055,327	22.18%
14.	Abia	Umuahia	N14,376,871,322	N3,169,668,555	22.05%
15.	Benue	Makurdi	N10,463,674,281	N2,291,255,749	21.90%
16.	Zamfara	Gusau	N18,499,252,092	N4,049,230,406	21.89%
17.	Cross River	Calabar	N16,183,341,456	N3,422,678,377	21.15%
18.	Nasarawa	Lafia	N12,476,738,650	N2,484,013,841	19.91%
19.	Adamawa	Yola	N8,329,870,707	N1,639,986,291	19.69%
20.	Oyo	Ibadan	N38,042,733,036	N6,752,458,913	17.75%
21.	Niger	Minna	N10,524,281,921	N1,773,048,481	16.85%
22.	Kogi	Lokoja	N17,357,833,532	N2,491,916,945	14.36%
23.	Ondo	Akure	N24,788,059,725	N3,554,147,503	14.34%
24.	Edo	Benin City	N27,184,350,735	N3,650,808,503	13.43%
25.	Imo	Owerri	N17,081,878,985	N2,286,307,396	13.38%
26.	Akwa Ibom	Uyo	N30,696,770,278	N3,941,883,903	12.84%
27.	Kebbi	Birnin Kebbi	N13,778,260,800	N1,710,564,918	12.41%
28.	Lagos	Ikeja	N418,988,587,897	N51,794,850,548	12.36%
29.	Borno	Maiduguri	N11,578,518,121	N1,304,868,088	11.27%
30.	Sokoto	Sokoto	N11,796,827,128	N1,240,244,491	10.51%
31.	Plateau	Jos	N19,122,375,802	N2,002,659,509	10.47%
32.	Delta	Asaba	N59,732,882,663	N5,853,936,125	9.80%
33.	Rivers	Port Harcourt	N117,189,729,245	N6,453,072,571	5.51%
34.	Katsina	Katsina	N11,399,650,510	N390,178,347	3.42%
35.	Bayelsa	Yenagoa	N12,180,775,243	N173,136,032	1.42%
36.	Bauchi	Bauchi	N12,502,599,364	N138,509,320	1.11%
37.	FCT	Abuja	N92,059,700,897	NA	NA

Source: National Bureau of Statistics, [www.nigerianstat.gov.ng](http://www.nigerianstat.gov.ng)  
Analysis By: REVENUE Magazine

**EXECUTIVE GOVERNORS**  
**The Biggest States in IGR in 2020**



LAGOS  
Babjide Sanwo Olu



RIVERS  
Ezenwo Nyesom Wike



FCT  
Muhammed Bello



DELTA  
Ifeanyi Okowa



KADUNA  
Nasir Ahmad el-Rufai



OGUN  
Dapo Abiodun



OYO  
Oluwaseyi Makinde



KANO  
Abdullahi Ganduje



AKWA IBOM  
Udom Emmanuel



ANAMBRA  
Willie Obiano



EDO  
Godwin Obaseki



ONDO  
Rotimi Akeredolu

**EXECUTIVE GOVERNORS**  
**The Most Independent States in Revenue in 2020**



LAGOS  
Babjide Sanwo Olu



FCT  
Muhammed Bello



OGUN  
Dapo Abiodun



RIVERS  
Ezenwo Nyesom Wike



KADUNA  
Nasir Ahmad el-Rufai



OYO  
Oluwaseyi Makinde



OSUN  
Adegboyega Oyetola



ANAMBRA  
Willie Obiano



PLATEAU  
Simeon Bako Lalong



ONDO  
Rotimi Akeredolu



CROSS RIVER  
Benedict Ayade



ENUGU  
Ifeanyi Ugwuanyi



**EXECUTIVE GOVERNORS**  
**The Fastest Growing States in IGR in 2020**




**KEBBI**  
Abubakar Atiku Bagudu



**EBONYI**  
David Umahi



**OYO**  
Oluwaseyi Makinde



**BORNO**  
Babagana Umara Zulum



**KATSINA**  
Aminu Bello Masari



**GOMBE**  
Muhammad I. Yahaya



**TARABA**  
Darius Ishaku



**FCT**  
Muhammed Bello



**ZAMFARA**  
Bello Mohammad



**PLATEAU**  
Simeon Bako Lalong



**NASARAWA**  
Abdullahi Sule



**KADUNA**  
Nasir Ahmad el-Rufai

**EXECUTIVE GOVERNORS**  
**The Biggest States in Direct Assessment Tax as a % of Total Tax in 2020**



ZAMFARA  
Bello Muhammad



KWARA  
AbdulRahman AbdulRazaq



BORNO  
Babagana Umara Zulum



OSUN  
Adegboyega Oyetola



EKITI  
John Kayode Fayemi



OGUN  
Dapo Abiodun



JIGAWA  
Muhammad B. Abubakar



EBONYI  
David Umahi




BENUE  
Samuel Ortom



KEBBI  
Abubakar Atiku Bagudu



LAGOS  
Babjide Sanwo Olu



EDO  
Godwin Obaseki

ZONAL RANKING IN IGR IN 2020

<p><b>1<sup>st</sup></b> South West N560.96 billion <b>42.95%</b></p>	<b>No.</b>	<b>State</b>	<b>IGR 2020</b>
	1.	Lagos	N418.99 billion
	2.	Ogun	N50.75 billion
	3.	Oyo	N38.04 billion
	4.	Ondo	N24.79 billion
	5.	Osun	N19.67 billion
	6.	Ekiti	N8.72 billion
<b>Sub-Total</b>		<b>N560.96 billion</b>	
<p><b>2<sup>nd</sup></b> South-South N263.16 billion <b>20.15%</b></p>	<b>No.</b>	<b>State</b>	<b>IGR 2020</b>
	1.	Rivers	N117.19 billion
	2.	Delta	N59.73 billion
	3.	Akwa Ibom	N30.70 billion
	4.	Edo	N27.18 billion
	5.	Cross River	N16.18 billion
	7.	Bayelsa	N12.18 billion
<b>Sub-Total</b>		<b>N263.16 billion</b>	
<p><b>3<sup>rd</sup></b> North Central N181.60 billion <b>13.14%</b></p>	<b>No.</b>	<b>State</b>	<b>IGR 2020</b>
	1.	FCT	N92.06 billion
	2.	Kwara	N19.60 billion
	3.	Plateau	N19.12 billion
	4.	Kogi	N17.36 billion
	5.	Nasarawa	N12.48 billion
	6.	Niger	N10.52 billion
7.	Benue	N10.46 billion	
<b>Sub-Total</b>		<b>N181.60 billion</b>	
<p><b>4<sup>th</sup></b> North West N146.75 billion <b>11.24%</b></p>	<b>No.</b>	<b>State</b>	<b>IGR 2020</b>
	1.	Kaduna	N50.77 billion
	2.	Kano	N31.82 billion
	3.	Zamfara	N18.50 billion
	4.	Kebbi	N13.79 billion
	5.	Sokoto	N11.80 billion
	6.	Katsina	N11.40 billion
7.	Jigawa	N8.67 billion	
<b>Sub-Total</b>		<b>N146.75 billion</b>	
<p><b>5<sup>th</sup></b> South East N96.72 billion <b>7.41%</b></p>	<b>No.</b>	<b>State</b>	<b>IGR 2020</b>
	1.	Anambra	N28.01 billion
	2.	Enugu	N23.65 billion
	3.	Imo	N17.08 billion
	4.	Abia	N14.38 billion
5.	Ebonyi	N13.60 billion	
<b>Sub-Total</b>		<b>N96.72 billion</b>	
<p><b>6<sup>th</sup></b> North East N56.84 billion <b>4.35%</b></p>	<b>No.</b>	<b>State</b>	<b>IGR 2020</b>
	1.	Bauchi	N12.50 billion
	2.	Borno	N11.58 billion
	3.	Gombe	N8.54 billion
	4.	Adamawa	N8.33 billion
	5.	Taraba	N8.11 billion
6.	Yobe	N7.78 billion	
<b>Sub-Total</b>		<b>N56.84 billion</b>	



ZONAL RANKING IN FAAC IN 2020

1<sup>st</sup>

South-South Zone  
N681.99 billion  
29.73%

No.	State	FAAC 2020
1.	Delta	N186.83 billion
2.	Akwa Ibom	N146.27 billion
3.	Rivers	N141.19 billion
4.	Bayelsa	N116.40 billion
5.	Edo	N58.41 billion
6.	Cross River	N32.89 billion
<b>Sub-Total</b>		<b>N681.99 billion</b>

2<sup>nd</sup>

North West Zone  
N408.91 billion  
17.83%

No.	State	FAAC 2020
1.	Kano	N81.27 billion
2.	Kaduna	N63.13 billion
3.	Katsina	N61.39 billion
4.	Jigawa	N56.37 billion
5.	Sokoto	N54.12 billion
6.	Kebbi	N51.18 billion
7.	Zamfara	N41.45 billion
<b>Sub-Total</b>		<b>N408.91 billion</b>

3<sup>rd</sup>

North Central Zone  
N339.66 billion  
14.81%

No.	State	FAAC 2020
1.	FCT	N67.06 billion
2.	Niger	N54.57 billion
3.	Kogi	N49.98 billion
4.	Benue	N47.21 billion
5.	Nasarawa	N43.10 billion
6.	Kwara	N42.10 billion
7.	Plateau	N35.64 billion
<b>Sub-Total</b>		<b>N339.66 billion</b>

4<sup>th</sup>

South West Zone  
N323.44 billion  
14.13%

No.	State	FAAC 2020
1.	Lagos	N115.93 billion
2.	Oyo	N53.66 billion
3.	Ondo	N46.65 billion
4.	Ekiti	N39.52 billion
5.	Ogun	N37.68 billion
6.	Osun	N30.63 billion
<b>Sub-Total</b>		<b>N323.44 billion</b>

5<sup>th</sup>

North East Zone  
N290.35 billion  
12.66%

No.	State	FAAC 2020
1.	Borno	N60.08 billion
2.	Yobe	N49.44 billion
3.	Bauchi	N49.14 billion
4.	Adamawa	N47.94 billion
5.	Taraba	N43.83 billion
6.	Gombe	N39.92 billion
<b>Sub-Total</b>		<b>N290.35 billion</b>

6<sup>th</sup>

South East Zone  
N248.86 billion  
10.85%

No.	State	FAAC 2020
1.	Anambra	N50.92 billion
2.	Enugu	N49.89 billion
3.	Ebonyi	N43.96 billion
4.	Imo	N55.72 billion
5.	Abia	N48.37 billion
<b>Sub-Total</b>		<b>N248.86 billion</b>

## Revenue Ranking

# ZONAL RANKING IN REVENUE IN 2020

### 1<sup>st</sup>

South-South Zone  
N945.46 billion  
**26.26%**

No.	State	Revenue 2020
1.	Rivers	N258.38 billion
2.	Delta	N246.56 billion
3.	Akwa Ibom	N176.96 billion
4.	Bayelsa	N128.58 billion
5.	Edo	N85.90 billion
6.	Cross River	N49.08 billion
<b>Sub-Total</b>		<b>N945.46 billion</b>

### 2<sup>nd</sup>

South West Zone  
N885.08 billion  
**24.59%**

No.	State	Revenue 2020
1.	Lagos	N534.92 billion
2.	Oyo	N91.71 billion
3.	Ogun	N88.43 billion
4.	Ondo	N71.50 billion
5.	Osun	N50.30 billion
6.	Ekiti	N48.24 billion
<b>Sub-Total</b>		<b>N885.08 billion</b>

### 3<sup>rd</sup>

North West Zone  
N555.64 billion  
**15.43%**

No.	State	Revenue 2020
1.	Kaduna	N113.90 billion
2.	Kano	N113.09 billion
3.	Katsina	N72.79 billion
4.	Sokoto	N65.92 billion
5.	Jigawa	N65.03 billion
6.	Kebbi	N64.96 billion
7.	Zamfara	N59.95 billion
<b>Sub-Total</b>		<b>N555.64 billion</b>

### 4<sup>th</sup>

North Central Zone  
N521.29 billion  
**14.48%**

No.	State	Revenue 2020
1.	FCT	N159.12 billion
2.	Kogi	N67.34 billion
3.	Niger	N65.09 billion
4.	Kwara	N61.70 billion
5.	Benue	N57.68 billion
6.	Nasarawa	N55.58 billion
7.	Plateau	N54.78 billion
<b>Sub-Total</b>		<b>N521.29 billion</b>

### 5<sup>th</sup>

North East Zone  
N347.20 billion  
**9.64%**

No.	State	Revenue 2020
1.	Borno	N71.66 billion
2.	Bauchi	N61.65 billion
3.	Yobe	N57.22 billion
4.	Adamawa	N56.27 billion
5.	Taraba	N51.94 billion
6.	Gombe	N48.46 billion
<b>Sub-Total</b>		<b>N347.20 billion</b>

### 6<sup>th</sup>

South East Zone  
N345.58 billion  
**9.60%**

No.	State	Revenue 2020
1.	Anambra	N78.93 billion
2.	Enugu	N73.54 billion
3.	Imo	N72.81 billion
4.	Abia	N62.75 billion
5.	Ebonyi	N57.55 billion
<b>Sub-Total</b>		<b>N345.58 billion</b>



**FEDERAL INLAND REVENUE SERVICE**

**Tax queries? Complaints to resolve?  
FIRS is only a dial away!**



**Our helpdesk is available on these numbers:**

**09074 444 441 | 09074 444 442  
09073 777 777 | 09072 111 111**

**8am - 4pm  
Weekdays**



# Numbers & Insights

The population growth in most African countries is very high, but their economy remains very puny: a sure recipe for trouble and disaster ahead. Here are the top 40 out of the 54 countries of the continent in GDP.

## THE ECONOMY OF AFRICAN COUNTRIES 2022

No.	Country	Population	GDP Nominal
1.	Nigeria	211,400,708	504.20 billion
2.	Egypt	105,530,371	469.09 billion
3.	South Africa	60,041,994	411.48 billion
4.	Algeria	45,150,879	187.16 billion
5.	Morocco	37,344,795	142.87 billion
6.	Angola	34,592,611	124.79 billion
7.	Kenya	55,752,020	114.86 billion
8.	Ethiopia	119,748,379	111.18 billion
9.	Tanzania	61,498,437	76.58 billion
10.	Ghana	32,154,245	76.00 billion
11.	Cote d'Ivoire	27,473,629	68.63 billion
12.	DR Congo	94,152,930	63.91 billion
13.	Uganda	47,123,531	48.35 billion
14.	Tunisia	11,935,766	46.28 billion
15.	Cameroon	27,646,656	44.21 billion
16.	Sudan	44,909,353	42.76 billion
17.	Libya	7,024,811	40.84 billion
18.	Zimbabwe	15,092,171	38.28 billion
19.	Senegal	17,196,301	27.54 billion
20.	Zambia	18,920,651	27.03 billion
21.	Gabon	2,313,754	22.22 billion
22.	Guinea	13,734,762	19.75 billion
23.	Mali	20,855,735	18.43 billion
24.	Burkina Faso	21,863,344	18.27 billion
25.	Botswana	2,429,926	18.01 billion
26.	Mozambique	32,163,047	17.87 billion
27.	Benin	12,653,644	17.55 billion
28.	Equat. Guinea	1,518,007	16.88 billion
29.	Madagascar	28,427,328	15.11 billion
30.	Niger	25,130,817	14.64 billion
31.	Congo	5,744,245	14.49 billion
32.	Chad	17,217,597	12.95 billion
33.	Namibia	2,587,344	12.49 billion
34.	Rwanda	13,276,513	12.10 billion
35.	Malawi	19,647,684	11.55 billion
36.	Mauritius	1,273,433	11.50 billion
37.	Mauritania	4,775,119	10.09 billion
38.	Somalia	16,359,504	8.42 billion
39.	Togo	8,478,250	8.36 billion
40.	South Sudan	11,504,110	4.78 billion



Nigeria



Egypt



South Africa



Algeria



Morocco



Angola

### The Leaders of Africa's Top 10 Economies

**NIGERIA:** President Muhammadu Buhari

**ALGERIA:** President Abdelmadjid Tebboune

**EGYPT:** President Abdel Fattah el-Sisi

**MOROCCO:** Prime Minister Aziz Akhannouch

**SOUTH AFRICA:** President Cyril Ramaphosa

**ANGOLA:** President Joao Manuel Lourenco

Source: IMF Estimates: April 2022

# REVENUE

## ADVERTISEMENT RATES 2022

### DISPLAY: REGULAR POSITION

Quarter Page (Upright)	N172,000
Quarter Page (Across)	N172,000
Half Page (Upright)	N344,000
Half Page (Across)	N344,000
Full Page R.O.P.	N688,000

### DISPLAY: SPECIAL POSITION

Double Spread (2 Half Pages)	N688,000
Inside Back Cover (IBC)	N728,000
Inside Front Cover (IFC)	N768,000
Outside Back Cover (OBC)	N848,000
Double Spread (2 Full Pages)	N1,376,000
Pages 2 & 3 Combined	N1,456,000

### ADVERTORIAL

Two Pages	N1,376,000
Four Pages	N2,752,000
Eight Pages	N5,504,000

### BULK PURCHASE

Quantity	Unit	Monthly	Annually
5 Copies	N6,720	N33,600	N403,200
10 Copies	N6,240	N62,400	N748,800
20 Copies	N5,760	N115,200	N1,382,400
50 Copies	N5,280	N264,000	N3,168,000
100 Copies	N4,800	N480,000	N5,760,000

### ABOUT US


Established in July 2020, REVENUE magazine typically recognizes, honours and celebrates excellence, leadership, achievement and good governance in both the public and private sectors of the Nigerian economy, the most populous country in EMEA (Europe, Middle East and Africa). A publication of Alford Conferences Limited, it is the official magazine of Nigerian States IGR Awards, EMEA Banking Awards, World Digital Exhibition (Worldex), Alford Property Forum, Nigeria Micro Pension Summit, Nigeria Ireland Digital Show, Africa Venture Capital Awards, Nigeria 2050 Briefing, Nigeria Food Surplus Summit, Municipal Digital Solutions Summit, Nigeria Export 100 Awards, and STEM Nigeria Summit.

### NOTES TO ADVERTISERS

All advertisements in REVENUE include 7.5% Value Added Tax (V.A.T.). All advertisements are to be pre-paid in full in favour of Alford Conferences Limited. For easy reproduction, advertisement materials should be submitted by WhatsApp to us as a soft copy, with a high enough resolution, in PDF or JPEG formats.

### WHATSAPP/TEXT/CALL

+234 803 063 5853, +234 802 338 1699





**FREE FORD PROTECT**  
**4 year/120 000 km** |   
 Service Plan · Genuine Parts

FORD  
**RANGER**  
 ON ROAD,  
 OFF-ROAD  
 & TOUGH  
 ROADS.



Your new Ford **RANGER** comes with Ford Protect, previously known as Ford ESP. **Ford Protect** is a **FREE** 4 year/120,000 km Service Plan with Ford Genuine Parts, giving you peace of mind and confidence no matter how tough it gets out there.

Terms and conditions apply.



**Go Further**

ssa.ford.com

**COSCHARIS  
 MOTORS**

LAGOS: LEKKI  
 070 866 153 13  
 081 843 043 47  
 080 333 577 63  
 070 134 862 63

LAGOS: IKEJA  
 01-295 0648  
 070 134 862 22  
 070 134 862 17

LAGOS: VICTORIA ISLAND  
 080 333 577 63  
 070 866 153 13  
 080 333 577 63

LAGOS: YABA  
 080 231 9221  
 080 340 363 53

ABUJA  
 080 330 125 67  
 080 252 779 63  
 070 842 648 26  
 080 522 055 46

PORT HARCOURT  
 084-463 464  
 081 206 647 64  
 080 738 517 12  
 080 885 264 57

UYO  
 080 370 990 26  
 080 885 264 52

KANO  
 080 333 340 03  
 080 922 229 00

IBADAN  
 080 336 205 25

CALABAR  
 080 370 990 26

ENUGU  
 080 330 402 34  
 070 134 862 52




**BRISCOE FORD**

LEKKI  
 081 745 922 82  
 080 332 232 23  
 080 921 946 17  
 080 939 365 39  
 080 955 522 88

IKEJA  
 080 939 364 01  
 081 745 922 80  
 080 540 714 60  
 081 745 922 83  
 080 939 366 26

ABUJA  
 080 939 363 40  
 081 745 922 83  
 080 985 006 80

PORT HARCOURT  
 080 939 363 41  
 081 745 922 83  
 080 985 006 80

 [www.facebook.com/fordnigeria](http://www.facebook.com/fordnigeria)  
 [www.twitter.com/fordnigeria](http://www.twitter.com/fordnigeria)  
 [www.instagram.com/fordnigeria](http://www.instagram.com/fordnigeria)

LTC-JWT